



FUEL MAX 1AD SINGLE-AXLE DRIVE

GOODYEAR'S BEST PREMIUM SUPER-REGIONAL SINGLE-AXLE DRIVE TIRE WITH DEEP TRACTION FEATURES AND SMARTWAY® FUEL EFFICIENCY

- **TAKEN UP A NOTCH**
New tread design featuring encapsulated shoulder siping and notching helps maintain single-axle traction
- **KEEPS IT TOGETHER**
Innovative tread compounds help resist tearing and cracking with long miles to removal
- **MILES AHEAD**
Fuel-efficient compound meets SmartWay verification requirements
- **NOT AFRAID OF A LITTLE CONTACT**
High scrub resistance for tight turns and yard maneuvers
- **HOLDS ITS GROUND**
Deep traction features to pull point of 4/32nds to help achieve 3PMSF traction




Three-Peak Mountain
Snowflake (3PMSF)



SmartWay
Verified

GOODYEAR
MORE DRIVEN.

*Meets Three-Peak Mountain Snowflake (3PMSF) Traction Requirements.





FUEL MAX 1AD AVAILABLE SIZES AND LOAD RANGES

TIRE SIZE	LOAD RANGE	SINGLE LOAD		SINGLE INFLATION		DUAL LOAD		DUAL INFLATION		WEIGHT		RIM WIDTH		OVERALL WIDTH		OVERALL DIAMETER		STATIC RADIUS		RPM	RPK	TREAD DEPTH 32NDS	MIN. DUAL SPACING		SPEED RATING
		LBS	KG	PSI	KPA	LBS	KG	PSI	KPA	LBS	KG	IN	MM	IN	MM	IN	MM	IN	MM						
TUBELESS TIRES ON 15" DROP CENTER RIMS																									
295/75R22.5	G	6,175	2,800	110	760	5,675	2,575	110	760	112.1	55.4	8.25	11.4	290	40.7	1034	19	483	513	319	24	12.9	328	75	

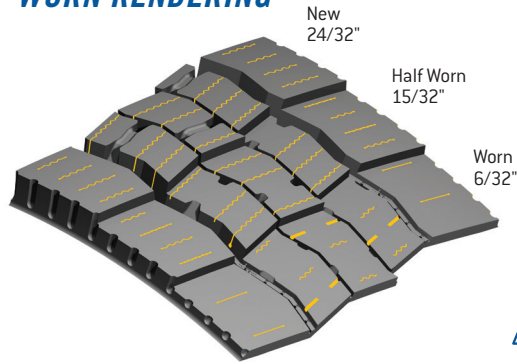
Check goodyeartrucktires.com for updated data.

COMPATIBLE RETREAD – UNICIRCLE® FUEL MAX® RTD™				
RETREADS	SIZE	AVAILABLE WIDTH		TREAD DEPTH
		IN	MM	32 ^{NDS}
UNICIRCLE	295/75R22.5	8 1/2, 8 3/4, 9 1/4, 9 3/4	215, 225, 235, 245	24

COMPATIBLE RETREAD – G362™				
RETREADS	SIZE	AVAILABLE WIDTH		TREAD DEPTH
		IN	MM	32 ^{NDS}
UNICIRCLE	295/75R22.5	8 1/2, 9	215, 230	22
PRECURE	—	8 1/2, 9	205, 215, 230	26

Complementary Products	
STEER Endurance® LHS®	TRAILER Fuel Max® G316 LHT
Competitive Replacements	
Bridgestone M760 Ecopia	Michelin Multi Energy D

FUEL MAX 1AD WORN RENDERING



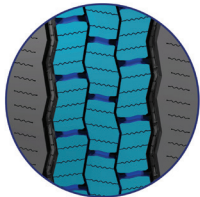
Three-Peak Mountain Snowflake



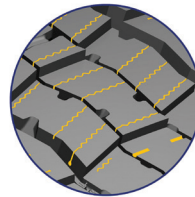
Recommended Application



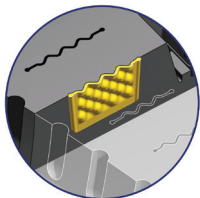
FUEL MAX 1AD FEATURES AND BENEFITS



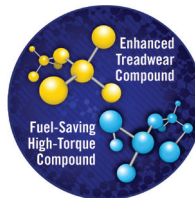
Hybrid lug-to-rib tread pattern enhances traction and helps improve rolling resistance to achieve SmartWay® verification while delivering more wearable rubber for longer tread life.



High waffle blade density to pull point throughout the center and shoulder ribs helps achieve 3PMSF traction and stiffens tread for long miles to removal.



Encapsulated shoulder waffle blades help deliver durability in high torque single-axle drive applications while stiffening the tread for long miles to removal and traction.



Innovative new compound designed specifically for the high torque seen in demanding super-regional applications on single-axle drive tractors.

To see how premium Goodyear® tires like the Fuel Max 1AD can help your fleet save money, go to goodyeartrucktires.com.

TOTAL MOBILITY™



Trusted Products

Full range of tires, technologies and retreads with options for every fleet.



Premier Service Network

Reliable service network of 2,300+ dealer locations nationwide.



Complete Tire Management

Unparalleled programs and tools to optimize tire assets and ROI.

goodyeartrucktires.com

†Meets Three-Peak Mountain Snowflake (3PMSF) Traction Requirements.