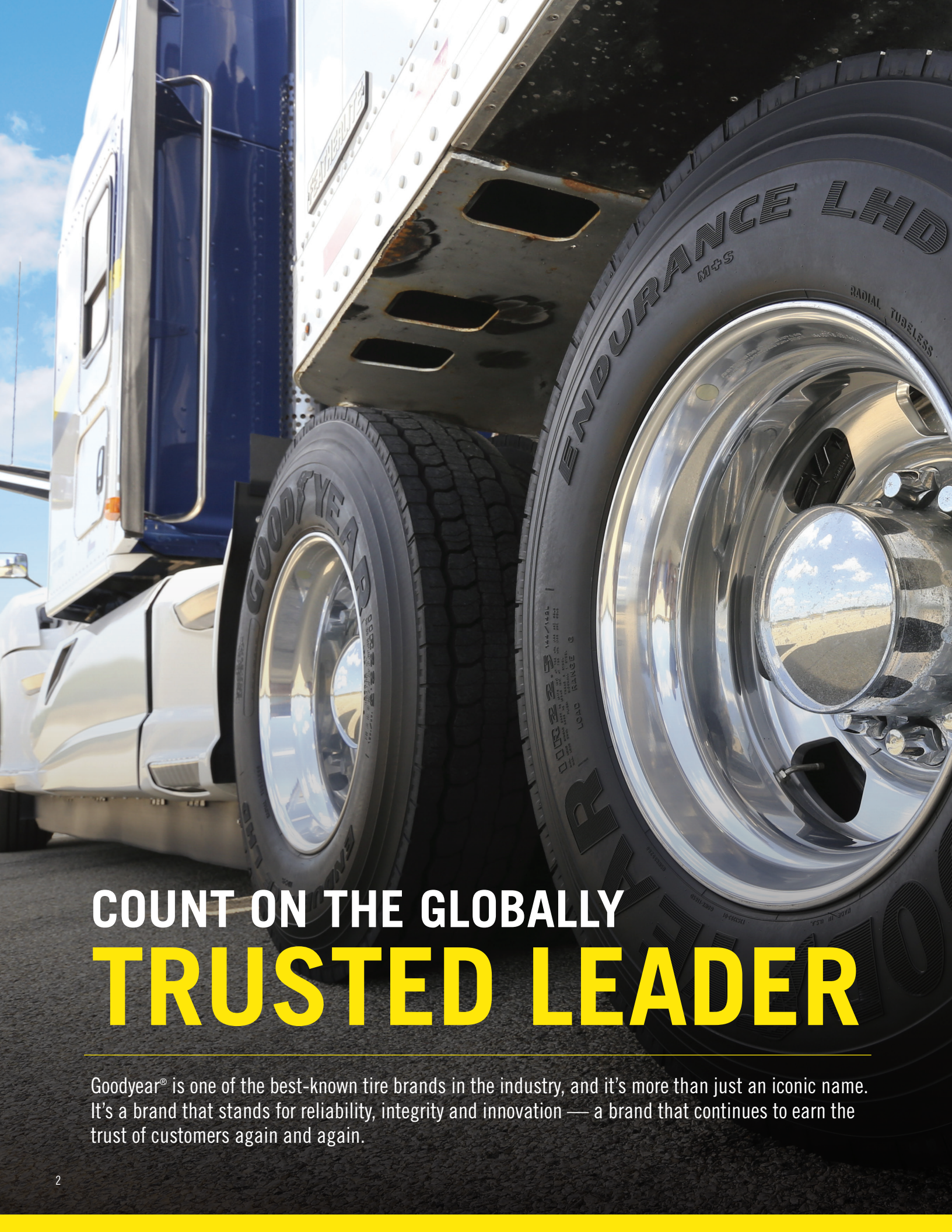




COMMERCIAL TRUCK RETREADS



COUNT ON THE GLOBALLY **TRUSTED LEADER**

Goodyear® is one of the best-known tire brands in the industry, and it's more than just an iconic name. It's a brand that stands for reliability, integrity and innovation — a brand that continues to earn the trust of customers again and again.



LEADERS IN INNOVATION


Goodyear's broad experience drives progress across a variety of applications, including consumer, commercial, off-the-road (OTR), aviation and racing tires.



of continual
innovation



of driving
retread quality

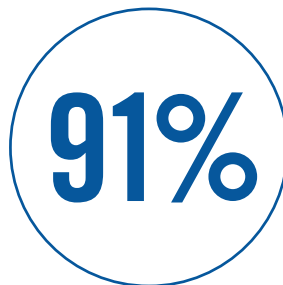


around the globe



with offices in almost
every country

PREFERRED BY FLEETS



of fleet customers are
satisfied with Goodyear*



of fleet customers would
recommend Goodyear tires*

TOTAL MOBILITY



TRUSTED PRODUCTS

Innovative products for any fleet application

Features innovative technologies like DuraSeal™, Fuel Max® and UniCircle®



PREMIER SERVICE NETWORK

2,300+ locations throughout North America ready to help your fleet

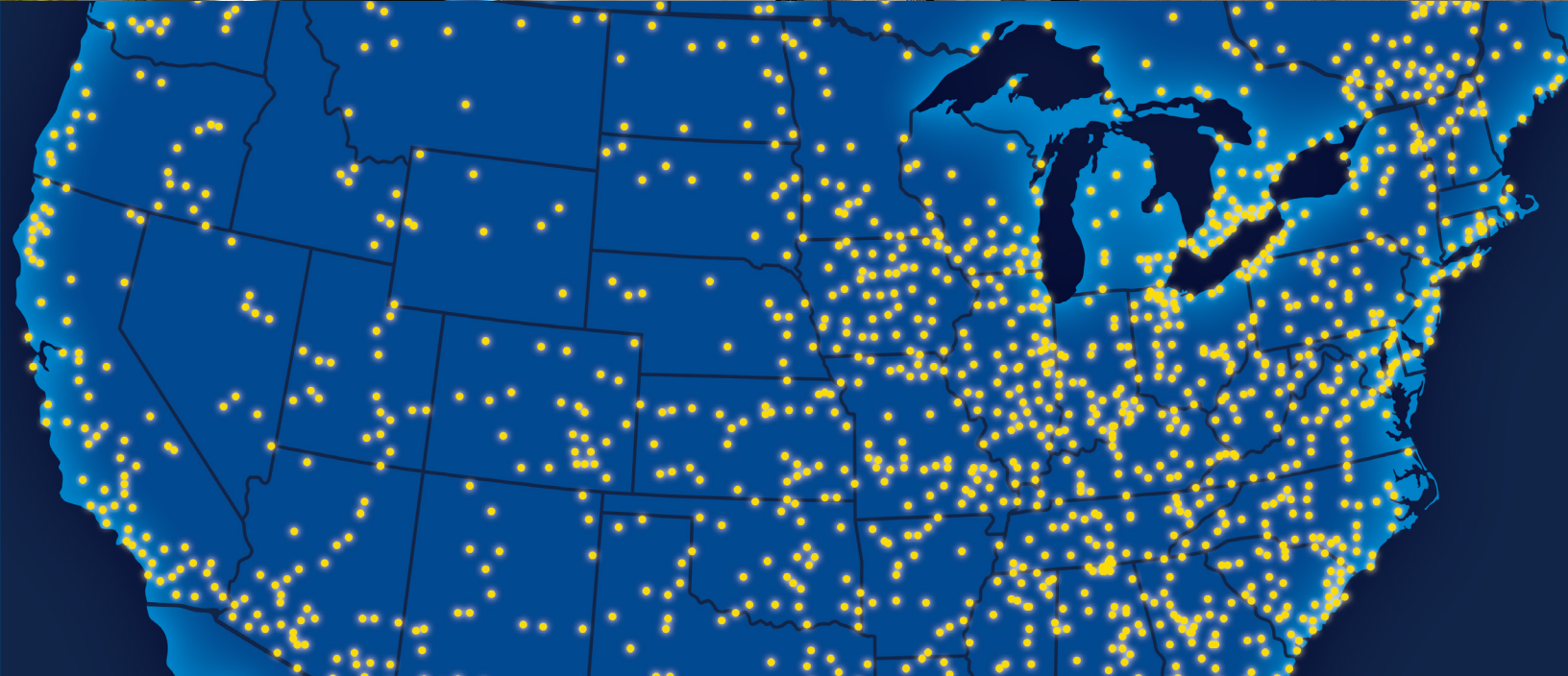
Consistent, efficient service with every visit



COMPLETE TIRE MANAGEMENT

Real-time tire monitoring, intelligent analysis and customized reporting

All in the name of optimizing your fleet, your budget and your time









TRUSTED PRODUCTS



TIRES AND RETREADS THAT HELP DRIVE FLEET SAVINGS

Having the right products is the only way to give any fleet Total Mobility. Goodyear® offers a wide selection of innovative tires that feature advanced technologies to help fleets of any size and application reduce their operating costs.

LONG HAUL 	REGIONAL 	URBAN 	MIXED SERVICE 
GOODYEAR FUEL MAX®		GOODYEAR ARMOR MAX®	
GOODYEAR ENDURANCE®			
GOODYEAR MARATHON®		GOODYEAR WORKHORSE®	
		DUNLOP®	
KELLY® ARMORSTEEL®			



PREMIER SERVICE NETWORK

A GOODYEAR DEALER NETWORK THAT'S BUILT AROUND YOU

With more than 2,300 locations and industry-leading roadside service, Goodyear Commercial Tire & Service Centers and Network Dealers are always nearby to give you a helping hand. We have the experience, knowledge and services to help keep your equipment up and running.

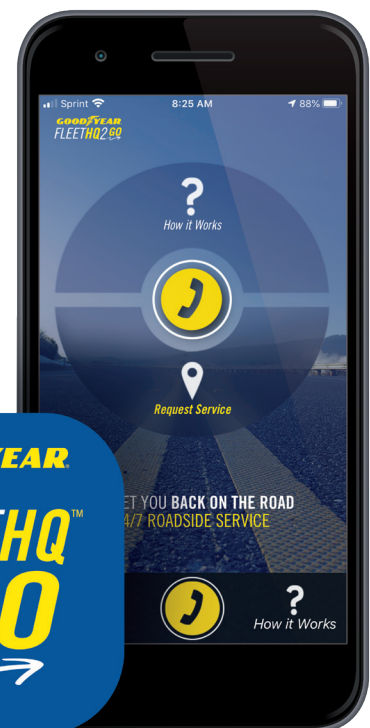
PROFESSIONAL FLEET SERVICES

Goodyear Commercial Tire & Service Network members use state-of-the-art service equipment, and our trained technicians adhere to the Tire Industry Association CTS 200 level for high-quality service at any location.

- 24-hour emergency road service
- 2-hour target roll time
- Sustainable and cost-saving retreading for commercial and off-the-road tire casings
- Fleet survey to enhance tire longevity and performance
- Tire performance monitoring for both commercial and off-the-road tires

THE FLEETHQ™ 2GO APP

Instantly connects drivers to 24/7 roadside service in a couple quick taps of a screen.






COMPLETE TIRE MANAGEMENT

LET GOODYEAR® LEAD THE WAY

Get real-time tire monitoring, intelligent analysis and customized solutions, all in the name of optimizing your fleet, your budget and your time.



TIRE MONITORING



INSIGHTS AND ANALYSIS



SERVICE ACTIVATION



TIRE MONITORING – STAYING AHEAD OF THE GAME

- Digital inspections
- Automated inspections
- Real-time active monitoring



INSIGHTS AND ANALYSIS – DATA IS THE NEW STREET SMARTS

- All data is transmitted to the Goodyear Mobility Cloud™
- Custom tire insights based on your unique specifications
- Reporting and alerts to help you proactively manage critical tire data on your terms



SERVICE ACTIVATION – ALWAYS BY YOUR SIDE

- 24/7 industry-leading roadside assistance
- 2,300+ Goodyear Commercial Tire & Service Network Locations
- Service coordination through Goodyear Fleet HQ™
- Insights to help intelligently direct labor



TIRE MANAGEMENT TOOLS EXCLUSIVELY FROM GOODYEAR

Proper fleet tire management is about more than putting the right tires on the right vehicles. Using industry-exclusive tire monitoring tools, Goodyear analyzes real-time tire data, alerts fleets with valuable insights and delivers timely service to minimize tire costs down and maximize vehicle uptime.

GOODYEAR TIRE OPTIX™

This digital inspection toolset enables you to capture data accurately and efficiently with instant results.

GOODYEAR TPMS PLUS™

TPMS Plus is a connected, active monitoring system that goes beyond the benefits of traditional dashboard monitoring. Using Goodyear's unique, fleet-specific algorithms, TPMS Plus helps identify critical issues, inflation trends and much more, allowing you to be proactive instead of reactive.

GOODYEAR CHECKPOINT™ – DRIVE-OVER READER

Goodyear CheckPoint provides automated inspections of tire pressure and tread depth. Ideal for high-volume yards, this solution enables large quantities of vehicles to be inspected and offers a frequently updated snapshot of tire health.



GOODYEAR® INNOVATIONS TO HELP REDUCE COST



FUEL MAX® TECHNOLOGY

Goodyear tires with Fuel Max Technology can help fleets save money on one of their largest operating costs — fuel. Featuring innovative fuel-saving compounds, tire constructions and tread designs, Fuel Max tires help reduce rolling resistance in every wheel position.



DURASEAL TECHNOLOGY®

The world's first built-in tire sealant for commercial truck tires, DuraSeal Technology helps reduce downtime and costly repairs by keeping trucks moving in the face of nails, screws and other sharp objects. Tires with DuraSeal Technology instantly seal punctures up to ¼" in the face of the tread* to help keep hardworking fleets moving.

*Seals up to 1/4-inch tread punctures only. Does not seal sidewall punctures.



UNICIRCLE® RETREAD TECHNOLOGY

Goodyear can help extend the life cycle of tires with innovative, spliceless UniCircle retreads. Installed with no cutting, UniCircle retreads are uniform and balanced and help fleets get long miles to removal.

LONG HAUL RETREADS

LONG HAUL UNICIRCLE PREMIUM RETREADS							
POSITION	DRIVE – WIDE BASE	DRIVE		TRAILER – WIDE BASE	TRAILER		
TIRE	PAGE 14	PAGE 15	PAGE 15	PAGE 17	PAGE 18	PAGE 18	PAGE 18
	G392 ² SSD™ FUEL MAX™	ENDURANCE® LHD®	G362™	G394 ⁴ SST® FUEL MAX™	FUEL MAX® LHT®	G316 AT FUEL MAX™	G314
SIZE							
11R22.5		26	22			12	12
295/75R22.5		26	22		11	12	12
445/50R22.5	24			12			
11R24.5		26	22				12

NOTE: The numbers in the chart represent tread depth based on 32nds of an inch.

LONG HAUL PRECURE RETREADS										
POSITION	DRIVE					TRAILER				
TIRE	PAGE 15	PAGE 15	PAGE 16	PAGE 16	PAGE 16	PAGE 18	PAGE 18	PAGE 19	PAGE 19	
	G362	G572	G338	G372	DWT 14	G316 AT FUEL MAX	G314	G159 HS	LCT 11	
SIZE										
TRUCK – TUBELESS	11R22.5	26	26	27	22	14	12	12	12	11
	255/70R22.5	26	26	27	22	14	12	12	12	11
	275/70R22.5	26	26	27	22	14	12	12	12	11
	295/75R22.5	26	26	27	22	14	12	12	12	11
	11R24.5	26	26	27	22	14	12	12	12	11
	285/75R24.5	26	26	27	22	14	12	12	12	11

NOTE: The numbers in the chart represent tread depth based on 32nds of an inch.

REGIONAL URBAN RETREADS

REGIONAL/URBAN UNICIRCLE® PREMIUM RETREADS						
POSITION	ALL-POSITION			DRIVE		TRAILER
TIRE SIZE	PAGE 20	PAGE 20	PAGE 20	PAGE 22	PAGE 22	PAGE 25
	ENDURANCE® RSA® ULT 16"	G661® HSA™	G647™	G182 RSD®	G622 ^A RSD®	ENDURANCE® RST™
LT215/75R16	16					
LT225/75R16	16					
LT245/75R16	16					
225/70R19.5			16		19	
245/70R19.5			16		20	
11R22.5		20		28	26	18
255/70R22.5						18
295/75R22.5		20		28	26	18
11R24.5		20		28	26	18

NOTE: The numbers in the chart represent tread depth based on 32nds of an inch.

REGIONAL/URBAN PRECURE RETREADS*														
POSITION	ALL-POSITION				DRIVE								TRAILER	
TIRE SIZE	PAGE 20	PAGE 21	PAGE 21	PAGE 21	PAGE 22	PAGE 22	PAGE 23	PAGE 23	PAGE 23	PAGE 24	PAGE 24	PAGE 24	PAGE 25	PAGE 25
	G661 HSA	G152 ^A	ALL POSITION 18	G159™	G182 RSD	G622 ^A RSD	G182 ^A	G622 LT	WINTER TRAC 2	WINTER TRAC™	G167	RDA	UNIGRIP 22	G619® RST®
LT TRUCK	LT215/85R16							16						
	LT225/75R16							16						
	LT235/85R16							16						
TRUCK – TUBELESS	225/70R19.5							16						
	245/70R19.5							16						
	10R22.5			18	16	26	22	16		26	22	22	22	18
	11R22.5	20		18	16	26	22	26		26	26	22	22	22
	12R22.5	20			16	26		26		26		22	22	18
	245/75R22.5			18	16	26	22		16		26	22	22	22
	255/70R22.5	20		18	16	26	22		16					18
	265/75R22.5	20		18	16	26	22			26	26	22	22	22
	275/70R22.5	20		18	16	26	22			26	26	22	22	22
	295/75R22.5	20		18	16	26	22	26		26		22	22	18
	315/80R22.5		29			26								18
	11R24.5	20		18	16	28	22	26		26	26	22	22	22
	285/75R24.5	20		18	16	28	22	26		26	26	22	22	22

NOTE: The numbers in the chart represent tread depth based on 32nds of an inch.

*Includes Siped Precures.

MIXED SERVICE RETREADS

MIXED SERVICE UNICIRCLE PREMIUM RETREADS				
POSITION	WASTE HAUL	ALL-POSITION	DRIVE	SUPER SINGLE
TIRE	PAGE 26	PAGE 28	PAGE 29	PAGE 31
	G289® WHA®	G186™ MSA®	G282 MSD®	G278 MSD®
SIZE				
11R22.5		16	28	
11R24.5		16	28	
315/80R22.5	26			
425/65R22.5				30
445/65R22.5				30

NOTE: The numbers represent tread depth based on 32nds of an inch.

MIXED SERVICE PRECURE RETREADS															
POSITION	WASTE HAUL					ALL-POSITION		DRIVE				SUPER SINGLE			
TIRE	PAGE 26	PAGE 26	PAGE 26	PAGE 27	PAGE 27	PAGE 28	PAGE 28	PAGE 29	PAGE 29	PAGE 29	PAGE 30	PAGE 30	PAGE 31	PAGE 31	
	ENDURANCE® WHA®	ENDURANCE® WHD	G289 WHA	G292 WHD	G686	G186 MSA	G286™	G282 MSD	G741® MSD®	G677 MSD	G177 MODIFIED	LUG LOGGER	G296® MSA	WIDE BASE RIB	
SIZE															
TRUCK – TUBELESS	11R22.5	26	32	26	32	23	18	22	26	32	27	27	32		
	12R22.5	26	32	26	32	23	18	22	26	32	27	27, 36	32		
	315/80R22.5	26	32	26	32	23						32			
	385/65R22.5													27	16
	425/65R22.5													27	16
	445/65R22.5													27	16
	11R24.5	26	32	26	32	23	18	22	26	32	27	27	32		
	12R24.5	26	32	26	32	23	18	22	26	32	27	27, 36	32		

NOTE: The numbers represent tread depth based on 32nds of an inch.

G392^A SSDTM **FUEL MAXTM** *SUPER SINGLE DRIVE*

FUEL-EFFICIENT SMARTWAY[®]-VERIFIED
UNICIRCLE[®] WIDE BASE DRIVE RETREAD



RETREADS	SIZE	AVAILABLE WIDTH		TREAD DEPTH
		IN	MM	32NDS
UNICIRCLE	445/50R22.5	15 ¼, 15 ½	385, 395	24

COMPETITIVE REPLACEMENTS: Bandag B835 | Michelin X ONE Line Energy D

ENDURANCE® LHD® LONG HAUL DRIVE

A SMARTWAY-VERIFIED, TOUGH LONG HAUL DRIVE RETREAD THAT OFFERS HIGH MILES TO REMOVAL



RETREADS	SIZE	AVAILABLE WIDTH		TREAD DEPTH
		IN	MM	32NDS
UNICIRCLE	295/75R22.5	8 ½, 9, 9 ¼	215, 230, 235	26
UNICIRCLE	11R22.5	8 ½, 9	215, 230	26
UNICIRCLE	11R24.5	8 ½	215	26

COMPETITIVE REPLACEMENTS: Bandag B760 | Bandag B710 | Michelin X Line Energy D | Michelin XDA2

G362™

TREAD DESIGN ENHANCES TRACTION



RETREADS	SIZE	AVAILABLE WIDTH		TREAD DEPTH
		IN	MM	32NDS
UNICIRCLE	295/75R22.5	8 ½, 9	215, 230	22
UNICIRCLE	11R22	8, 8 ½, 9	205, 215, 230	22
UNICIRCLE	11R24.5	8 ½, 9	215, 230	22
PRECURE	—	8, 8 ½, 9	205, 215, 230	26

COMPETITIVE REPLACEMENTS: Bandag DR 5.3 | Michelin XDHT

G572

A FUEL-EFFICIENT LONG HAUL DRIVE RETREAD WITH LONG MILEAGE



RETREADS	SIZE	AVAILABLE WIDTH		TREAD DEPTH
		IN	MM	32NDS
PRECURE	—	8 ½, 8 ¾, 9 ¼, 9 ¾	215, 225, 235, 245	26

COMPETITIVE REPLACEMENTS: Bandag B760 | Bandag B710 | Michelin X Line Energy D | Michelin XDA2

G338

LASTING TREADWEAR UNDER HIGH-TORQUE CONDITIONS OF SINGLE-AXLE VEHICLES

RETREADS	SIZE	AVAILABLE WIDTH		TREAD DEPTH
		IN	MM	32NDS
PRECURE	—	8½, 8¾	215, 220	27

COMPETITIVE REPLACEMENTS: Bandag BDR-HT3 | Michelin XDA-HT | Michelin XDHT



G372

DEEP LUG RETREAD FOR LONG LIFE, SUPERB TRACTION AND A LOW COST PER MILE

RETREADS	SIZE	AVAILABLE WIDTH		TREAD DEPTH
		IN	MM	32NDS
PRECURE	—	8, 8½, 8¾, 9¼	205, 215, 225, 235	22

COMPETITIVE REPLACEMENT: Bandag DR 5.3



DWT 14

OPEN SHOULDER TRACTION DRIVE RETREAD

RETREADS	SIZE	AVAILABLE WIDTH		TREAD DEPTH
		IN	MM	32NDS
PRECURE	—	8, 8¾	205, 220	14

COMPETITIVE REPLACEMENTS: Bandag ECL Drive | Michelin CD-LL



G394^A SST[®] FUEL MAX[™] *SUPER SINGLE TRAILER*

**FUEL-EFFICIENT SMARTWAY[®]-VERIFIED
 UNICIRCLE[®] WIDE BASE TRAILER RETREAD**



RETREADS	SIZE	AVAILABLE WIDTH		TREAD DEPTH
		IN	MM	32NDS
UNICIRCLE	445/50R22.5	15 ¼, 15 ½	385, 395	12

COMPETITIVE REPLACEMENTS: Bandag B135 | Michelin X ONE Line Energy T

FUEL MAX® LHT® LONG HAUL TRAILER

GOODYEAR'S MOST FUEL-EFFICIENT TRAILER RETREAD

RETREADS	SIZE	AVAILABLE WIDTH		TREAD DEPTH
		IN	MM	32NDS
UNICIRCLE®	295/75R22.5	8 ½, 8 ¾, 9 ¼	215, 225, 235	11

COMPETITIVE REPLACEMENTS: Bandag B197 | Michelin XT-1 AT



G316 AT FUEL MAX™

HELPS REDUCE ROLLING RESISTANCE TO ENHANCE FUEL ECONOMY

RETREADS	SIZE	AVAILABLE WIDTH		TREAD DEPTH
		IN	MM	32NDS
UNICIRCLE	295/75R22.5	8 ½, 9	215, 230	12
UNICIRCLE	11R22.5	8 ½, 9	215, 230	12
PRECURE	—	8, 8 ½, 8 ¾, 9, 9 ½	205, 215, 220, 230, 240	12

COMPETITIVE REPLACEMENTS: Bandag FCR-T2 | Michelin XTA-2



G314

HELPS PROMOTE EVEN WEAR

RETREADS	SIZE	AVAILABLE WIDTH		TREAD DEPTH
		IN	MM	32NDS
UNICIRCLE	295/75R22.5	8 ½, 9	215, 230	12
UNICIRCLE	11R22.5	8 ½, 9	215, 230	12
UNICIRCLE	11R24.5	8 ½	215	12
PRECURE	—	8, 8 ½, 8 ¾, 9	205, 215, 220, 230	12

COMPETITIVE REPLACEMENTS: Bandag FCR-T2 | Michelin XTA-2



G159 HS HIGHWAY SERVICE

EFFECTIVE HIGHWAY SERVICE

RETREADS	SIZE	AVAILABLE WIDTH		TREAD DEPTH
		IN	MM	32NDS
PRECURE	—	8, 8½, 9	205, 215, 230	12

COMPETITIVE REPLACEMENT: Bandag TR 4.1



LCT 11

TRAILER & ALL-POSITION RETREADS

RETREADS	SIZE	AVAILABLE WIDTH		TREAD DEPTH
		IN	MM	32NDS
PRECURE	—	7, 7½, 8, 8½, 8¾, 9¼, 9¾	180, 190, 205, 215, 225, 235, 245	11

COMPETITIVE REPLACEMENT: Bandag BTL



ENDURANCE® RSA® ULT 16"

ALL-SEASON TRACTION AND TOUGHNESS RETREAD FOR PICKUP AND DELIVERY APPLICATIONS

RETREADS	SIZE	AVAILABLE WIDTH		TREAD DEPTH
		IN	MM	32NDS
UNICIRCLE®	LT215/75R16	7½	190	16
UNICIRCLE	LT225/75R16	7½	190	16
UNICIRCLE	LT245/75R16	8½	210	16

COMPETITIVE REPLACEMENTS: Bandag UAP2 | Michelin XZE



G661® HSA™

ENHANCED TOUGHNESS FOR HIGH-SCRUB APPLICATIONS

RETREADS	SIZE	AVAILABLE WIDTH		TREAD DEPTH
		IN	MM	32NDS
UNICIRCLE	295/75R22.5	8½, 9	215, 230	20
UNICIRCLE	11R22.5	8½	215	20
UNICIRCLE	11R24.5	8½	215	20
PRECURE	—	8½, 9	215, 230	20

COMPETITIVE REPLACEMENTS: Bandag UAP2 | Michelin XZE2



G647A™

SUPERB CHOICE FOR HIGH-SCRUB APPLICATIONS

RETREADS	SIZE	AVAILABLE WIDTH		TREAD DEPTH
		IN	MM	32NDS
UNICIRCLE	225/70R19.5	7½	190	16
UNICIRCLE	245/70R19.5	8½	215	16

COMPETITIVE REPLACEMENTS: Bandag UAP2 | Michelin XZE



G152^A

TOUGH ALL-POSITION RETREAD FOR TRANSIT APPLICATIONS

RETREADS	SIZE	AVAILABLE WIDTH		TREAD DEPTH
		IN	MM	32NDS
PRECURE	—	9¼	235	29

COMPETITIVE REPLACEMENTS: Bandag BDV | Michelin XZE2



ALL POSITION 18

REGIONAL ALL-POSITION DESIGN FOR A VARIETY OF APPLICATIONS

RETREADS	SIZE	AVAILABLE WIDTH		TREAD DEPTH
		IN	MM	32NDS
PRECURE	—	8, 8¾	205, 220	18

COMPETITIVE REPLACEMENTS: Bandag RTP | Michelin XZE



G159TM

LONG-WEARING RETREAD FOR EFFECTIVE ALL-POSITION SERVICE

RETREADS	SIZE	AVAILABLE WIDTH		TREAD DEPTH
		IN	MM	32NDS
PRECURE	—	7½, 8, 8½, 9	190, 205, 215, 230	16
PRECURE SIPED	—	8½, 9	215, 230	16

COMPETITIVE REPLACEMENTS: Bandag UAP2 | Michelin XZE



G182 RSD®

ALL-AROUND RETREAD FOR REGIONAL SERVICE

RETREADS	SIZE	AVAILABLE WIDTH		TREAD DEPTH
		IN	MM	32NDS
UNICIRCLE®	295/75R22.5	8½, 9	215, 230	28
UNICIRCLE	11R22.5	8½, 9	215, 230	28
UNICIRCLE	11R24.5	8½, 9	215, 230	28
PRECURE	—	8, 8½, 9, 9¼	205, 215, 230, 240	26
PRECURE SIPED	—	8, 8½, 9	205, 215, 230	26

COMPETITIVE REPLACEMENTS: Bandag BDR-HG | Bandag Ultradrive | Michelin XDN2



G622A RSD®

FOR REGIONAL AND LOCAL APPLICATIONS

RETREADS	SIZE	AVAILABLE WIDTH		TREAD DEPTH
		IN	MM	32NDS
UNICIRCLE	225/70R19.5	7½	190	19
UNICIRCLE	245/70R19.5	8½	215	20
UNICIRCLE	295/75R22.5	8½, 9	215, 230	26
UNICIRCLE	11R22.5	8½, 9	215, 230	26
UNICIRCLE	11R24.5	8½	215	26
PRECURE	—	7, 7½, 8, 8½, 8¾, 9¼	180, 190, 205, 215, 225, 235	22
PRECURE SIPED	—	7, 7½, 8, 8½	180, 190, 205, 215	22

COMPETITIVE REPLACEMENTS: Bandag BDR-HT3 | Michelin X MultiEnergyD



G182A

A FUEL-EFFICIENT RETREAD IDEAL FOR ALL-AROUND REGIONAL SERVICE DRIVE APPLICATIONS

RETREADS	SIZE	AVAILABLE WIDTH		TREAD DEPTH
		IN	MM	32NDS
PRECURE	—	8½, 9, 9½	215, 230, 240	26

COMPETITIVE REPLACEMENTS: Bandag BDR-HG | Bandag Ultradrive | Michelin XDN2



G622 LT

FOR REGIONAL AND LOCAL LIGHT TRUCK APPLICATIONS

RETREADS	SIZE	AVAILABLE WIDTH		TREAD DEPTH
		IN	MM	32NDS
PRECURE	—	7, 7½, 8, 8½	180, 190, 205, 215	16
PRECURE SIPED	—	7½, 8, 8½	190, 205, 215	16

COMPETITIVE REPLACEMENTS: Bandag BDR-AS | Michelin XDS 2 19.5



WINTER TRAC 2

EXCELLENT FOR SNOW TRACTION

RETREADS	SIZE	AVAILABLE WIDTH		TREAD DEPTH
		IN	MM	32NDS
PRECURE	—	8¼, 8¾, 9, 9½	210, 220, 230, 240	26

COMPETITIVE REPLACEMENTS: Bandag Winter Deep | Michelin XDS 2



MM: 210, 220, 230

MM: 240 only

WINTER TRAC™

UNIQUE REGIONAL DRIVE DESIGN FOR ENHANCED SNOW TRACTION

RETREADS	SIZE	AVAILABLE WIDTH		TREAD DEPTH
		IN	MM	32NDS
PRECURE	—	8, 8½	205, 220	26

COMPETITIVE REPLACEMENTS: Bandag Winter Deep | Michelin XDS 2



G167

HIGH-MILEAGE TREAD FOR MULTIPLE APPLICATIONS

RETREADS	SIZE	AVAILABLE WIDTH		TREAD DEPTH
		IN	MM	32NDS
PRECURE	—	7½, 8, 8½, 9, 9½	190, 205, 215, 230, 235	22

COMPETITIVE REPLACEMENTS: Bandag ECL Drive | Michelin XDC 22



RDA

REGIONAL TRACTION DRIVE RETREAD

RETREADS	SIZE	AVAILABLE WIDTH		TREAD DEPTH
		IN	MM	32NDS
PRECURE	—	7½, 8, 8½, 8¾, 9	195, 205, 220, 222, 230	22

COMPETITIVE REPLACEMENTS: Bandag BDL | Michelin XDHT



UNIGRIP 22

REGIONAL TRACTION DRIVE RETREAD

RETREADS	SIZE	AVAILABLE WIDTH		TREAD DEPTH
		IN	MM	32NDS
PRECURE	—	7, 7½, 8, 8½	180, 195, 205, 220	22

COMPETITIVE REPLACEMENTS: Bandag Gripper | Bandag ECL Mud+Snow | Michelin XM+S4



ENDURANCE® RST®

REGIONAL SERVICE TRAILER

A PREMIUM REGIONAL SERVICE TRAILER RETREAD THAT OFFERS LONG TREAD LIFE IN SPREAD-AXLE APPLICATIONS

RETREADS	SIZE	AVAILABLE WIDTH		TREAD DEPTH
		IN	MM	32NDS
UNICIRCLE®	11R22.5	8½, 9, 9½	215, 230, 240	18
UNICIRCLE	255/70R22.5	8, 8½	205, 215	18
UNICIRCLE	295/75R22.5	8½, 9, 9½	215, 230, 240	18
UNICIRCLE	11R24.5	8½	215	18

COMPETITIVE REPLACEMENTS: Bandag BTL-SA | Michelin XZE SA | Michelin XTA | Michelin XTA2



G619® RST®

REGIONAL SERVICE TRAILER

A REGIONAL SERVICE TRAILER RETREAD THAT OFFERS LONG TREAD LIFE IN SPREAD-AXLE APPLICATIONS

RETREADS	SIZE	AVAILABLE WIDTH		TREAD DEPTH
		IN	MM	32NDS
PRECURE	—	8, 8½, 9, 9½	205, 215, 230, 240	18

COMPETITIVE REPLACEMENTS: Bandag BTL-SA | Michelin XZE SA | Michelin XTA | Michelin XTA2



ENDURANCE® WHA® WASTE HAUL ALL-POSITION

GOODYEAR'S BEST WASTE HAUL TIRE FOR LONG MILES TO REMOVAL

RETREADS	SIZE	AVAILABLE WIDTH		TREAD DEPTH
		IN	MM	32NDS
PRECURE	—	8½, 9, 9½, 9%, 10%, 11	215, 230, 240, 250, 270, 280	26

COMPETITIVE REPLACEMENTS: Bandag BRM3 | Bandag BRM2 | Michelin XZUS



ENDURANCE® WHD WASTE HAUL ALL-POSITION

DRIVE RETREAD OPTIMIZED FOR LONG MILES TO REMOVAL

RETREADS	SIZE	AVAILABLE WIDTH		TREAD DEPTH
		IN	MM	32NDS
PRECURE	—	8½, 9, 9½, 9%, 10%, 11	215, 230, 240, 245, 270, 280	32

COMPETITIVE REPLACEMENTS: Bandag BDM2 | Michelin XDUS



G289® WHA® WASTE HAUL ALL-POSITION

OUTSTANDING VALUE FOR WASTE HAUL APPLICATIONS

RETREADS	SIZE	AVAILABLE WIDTH		TREAD DEPTH
		IN	MM	32NDS
UNICIRCLE®	315/80R22.5	9½, 10%	250, 270	26
PRECURE	—	8½, 9, 9½, 9%, 10%, 11	215, 230, 240, 250, 270, 280	26

COMPETITIVE REPLACEMENTS: Bandag BRM | Michelin XZUS



G292 WHD WASTE HAUL DRIVE

MORE MILES FOR WASTE HAULERS

RETREADS	SIZE	AVAILABLE WIDTH		TREAD DEPTH
		IN	MM	32NDS
PRECURE	—	8½, 9, 9¾, 9¾, 10¾	215, 230, 240, 250, 270	32

COMPETITIVE REPLACEMENTS: Bandag BDY1 | Michelin XDUS



G686

MIXED SERVICE ALL-POSITION

RETREADS	SIZE	AVAILABLE WIDTH		TREAD DEPTH
		IN	MM	32NDS
PRECURE	—	8½, 8¾, 9¾, 9¾, 9¾, 10¾	215, 225, 235, 240, 250, 270	23

COMPETITIVE REPLACEMENT: Bandag BRX2



G186™ MSA®

MIXED SERVICE ALL-POSITION

VERSATILE TREAD FOR SEVERE SERVICE APPLICATIONS

RETREADS	SIZE	AVAILABLE WIDTH		TREAD DEPTH
		IN	MM	32NDS
UNICIRCLE®	11R22.5	8, 8½, 9	205, 215, 230	16
UNICIRCLE	11R24.5	8, 8½, 9	205, 215, 230	16
PRECURE	—	8½, 9	215, 230	18

COMPETITIVE REPLACEMENTS: Bandag ECL SST | Michelin XZY



G286™

FOR SEVERE SERVICE INCLUDING MINING, LOGGING AND OIL FIELDS

RETREADS	SIZE	AVAILABLE WIDTH		TREAD DEPTH
		IN	MM	32NDS
PRECURE	—	8, 8½, 8¾, 9½, 9¾	205, 215, 225, 240, 250	22

COMPETITIVE REPLACEMENTS: Bandag BRX2 | Michelin XZY3



G282 MSD[®] *MIXED SERVICE DRIVE*

VERSATILE TREAD THAT COMBINES GOOD REGIONAL PERFORMANCE WITH OFF-ROAD CAPABILITIES



RETREADS	SIZE	AVAILABLE WIDTH		TREAD DEPTH
		IN	MM	32NDS
UNICIRCLE	11R22.5	8 ½, 9	215, 230	28
UNICIRCLE	11R24.5	8 ½, 9	215, 230	28
PRECURE	—	8 ½, 9	215, 230	26

COMPETITIVE REPLACEMENTS: Bandag B799 | Michelin XDE M/S

G741[®] MSD[®] *MIXED SERVICE DRIVE*

A TOUGH TRACTION DRIVE TIRE FOR SEVERE TERRAIN



RETREADS	SIZE	AVAILABLE WIDTH		TREAD DEPTH
		IN	MM	32NDS
PRECURE	—	8 ½, 8 ¾, 9 ¼	215, 225, 235	32

COMPETITIVE REPLACEMENTS: Bandag BDM2 | Bandag BDY2 | Michelin XDY-GX

G677 MSD *MIXED SERVICE DRIVE*

MORE MILES FOR YOUR HARDWORKING FLEET WITH THE G677 MSD RETREAD



RETREADS	SIZE	AVAILABLE WIDTH		TREAD DEPTH
		IN	MM	32NDS
PRECURE	—	8 ½, 8 ¾, 9 ¼, 9 ¾	215, 225, 240, 250	27

COMPETITIVE REPLACEMENTS: Bandag BDM2 | Bandag BDY1 | Michelin XDVS

G177 MODIFIED

FOR RUGGED OFF-ROAD CONDITIONS

RETREADS	SIZE	AVAILABLE WIDTH		TREAD DEPTH
		IN	MM	32NDS
PRECURE	—	8, 8½, 9, 9½	205, 215, 230, 240	27
PRECURE	—	9½, 10½	250, 275	32
PRECURE	—	9½	240	36

COMPETITIVE REPLACEMENTS: Bandag BDM | Michelin XDY



LUG LOGGER

RETREADS	SIZE	AVAILABLE WIDTH		TREAD DEPTH
		IN	MM	32NDS
PRECURE	—	8½	220	32

COMPETITIVE REPLACEMENT: Bandag Lug Logger



G296[®] MSA *MIXED SERVICE ALL-SERVICE*

ALL-POSITION SUPER SINGLE TREAD FOR HEAVY ON- AND OFF-ROAD APPLICATIONS

RETREADS	SIZE	AVAILABLE WIDTH		TREAD DEPTH
		IN	MM	32NDS
PRECURE	—	11 ¼, 12 ¼, 13, 13 ¾	290, 320, 330, 350	27

COMPETITIVE REPLACEMENTS: Bandag BRM-WB | Michelin XZY3 Wide Base



G278 MSD[®] *MIXED SERVICE DRIVE*

TOUGH SUPER SINGLE DRIVE RETREAD FOR SEVERE SERVICE CONDITIONS

RETREADS	SIZE	AVAILABLE WIDTH		TREAD DEPTH
		IN	MM	32NDS
UNICIRCLE [®]	425/65R22.5	13 ¾, 14 ¾	340, 370	30
UNICIRCLE	445/65R22.5	15 ½	395	30

COMPETITIVE REPLACEMENTS: Bandag WBSS | Michelin XZL Wide Base



WIDE BASE RIB

TRAILER & ALL-POSITION RETREAD

RETREADS	SIZE	AVAILABLE WIDTH		TREAD DEPTH
		IN	MM	32NDS
PRECURE	—	11 ¾, 13	290, 330	16

COMPETITIVE REPLACEMENT: Bandag Wide Base Rib



TOTAL MOBILITY



Trusted Products

Full range of tires, technologies and retreads with options for every fleet.



Premier Service Network

Industry-leading network of 2,300+ North American locations.[†]



Complete Tire Management

Unparalleled programs and tools to optimize tire assets and ROI.

goodyeartrucktires.com
